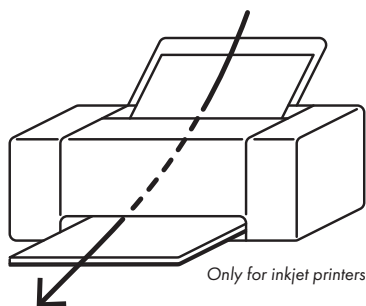




A LAMP THAT TELLS A STORY. YOUR STORY.

Silvia Create is not just a lamp - it's a creative canvas where you can express your artistic side and create your own UIMAGE Silvia lampshade.

Draw, paint or print your favorite pattern on it. Use your creativity and you will have a lampshade with a one-of-a-kind story and a distinctive identity.

It's time to be creative and have fun!



BEFORE YOU START...

While you can use a vast array of painting materials, like, for example, acrylic paint, water-based markers, spray paint, etc. to draw on your lamp, we advise you to always keep in mind the following tips:

- Use any side of the paper, but note that one side has more texture.
- Painting on the inside of the paper leaves can interfere with light.
- The darker the paint you use, the less light your lampshade will offer.
- The thicker the layer of paint on the leaves, the harder it will be to put them into their designated slots afterwards.

PRINT YOUR LAMPSHADE

You can always print your favorite templates onto your Silvia Create lampshade. Just make sure that you keep in mind our tips!

- You can print on both sides, but note that the two sides have different textures.
- Each printer has its own limits for paper thickness. Make sure your printer supports printing on 300 g paper.
- Use only a flatbed printer, where the paper goes directly through it on a straight paper path. Do not use a printer where the paper curls around several rollers (curved paths) during the printing process!
- Refer to your printer manual for recommendations on how to print on heavy paper or how to correctly position the paper.
- When printing, make sure to set the custom scale to 100% for a full page cover.
- Make sure your printer has a maximum margin of 10 mm.




UIMAGE

UIMAGE - Kongens Nytorv 15 - DK-1050 Copenhagen - Denmark
Phone: +45 31 39 31 31 - info@umage.com - umage.com

No limits - use your imagination

GET INSPIRED

Find inspiration and download ready-made patterns and templates from umage.com.



JOIN THE SILVIA CREATE ARTISTS

Share your Silvia Create designs and find inspiration from other creative minds. Join our community of UIMAGE Silvia Create artists by using [#MySilviaCreate](#) when you share your creation on Facebook, Instagram or other social media channels.

Don't forget to follow us on Facebook, Instagram, LinkedIn, Pinterest or Twitter.

[@umagedesign](#)

[#umagedesign](#)

[#MySilviaCreate](#)



Silvia mini | *Create* | Extra Leaves